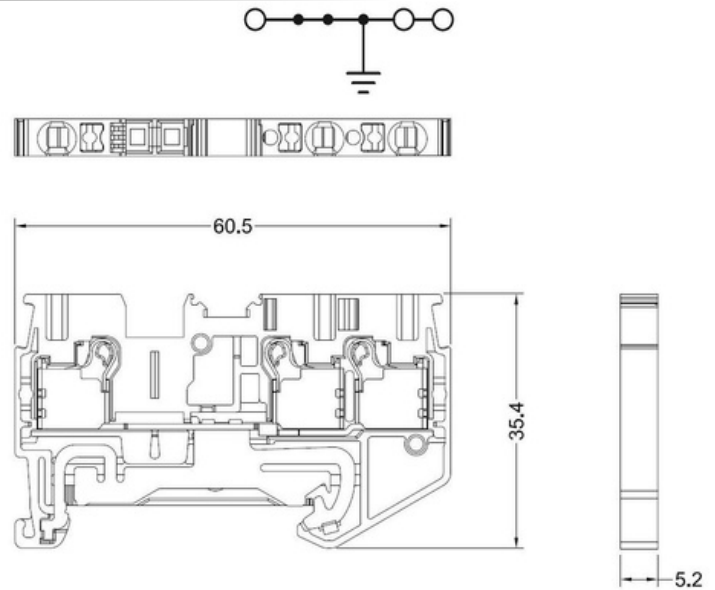



DPT2.5/3-PE

PUSH IN

RoHS
Compliant



Product Description

Standards and Regulations

IEC Connection data (60947-7-2)

Nominal voltage UN	800V
mm ² /AWG/kcmil	0.14 ~2.5

UL

B	
Nominal voltage UN	600V
mm ² /AWG/kcmil	26~12
C	
Nominal voltage UN	600V
mm ² /AWG/kcmil	26~12

cUL Recognized


B	
Nominal voltage UN	600V
mm ² /AWG/kcmil	26~12
C	
Nominal voltage UN	600V
mm ² /AWG/kcmil	26~12



Key Commercial Data

Packing unit	1 PCS
MOQ Minimum order quantity	50PCS
Weight per Piece (excluding packing)	12.06g
Country of origin	CN

Material information

Insulating material	PA66
UL 94 Flammability rating according to UL	V0
Colour	
Continuous operating temp., max.	105°C
Continuous operating temp., min.	-40°C

Dimensions

Width	60.5mm
Length	5.2mm
Height	35.4mm
Height NS 35/7,5	36.5mm
Height NS 35/15	44mm

General information

Number of connections	3
Potentials	1
Nominal cross section	5.2mm
Installation Advice	Rail Mounting
Area of application	
Type of mounting	TS35/7.5
Rated surge voltage	TS35/15
Degree of pollution	8 Kv
Overvoltage category	3
Insulating material group	III
Open side panel	I
Back of the hand protection	yes
Finger protection	guaranteed

Connection data

Connection	1
Connection method	Push in
Stripping length	8~10mm
For the wire end ferrules H1/10 and H1.5/10 of stripping length is to apply.	12mm
Solid conductor	0.14 mm ² ~2.5mm ²
Solid conductor (AWG)	26~12AWG
Fine-stranded conductor	0.14 mm ² ~2.5mm ²
Fine-stranded conductor (AWG)	26~12AWG
Wire connection cross-section, stranded conductor with wire-end ferrules DIN 46228/1	0.5 mm ² ~2.5 mm ²
Wire connection cross-section, stranded conductor with wire-end ferrules DIN 46228/4	0.14 mm ² ~2.5 mm ²
Blade size	0.4 x 3.5mm