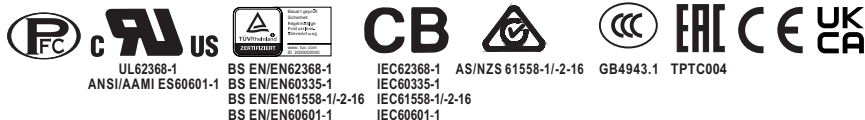


User's Manual



Features

- MEAN WELL Patent Number: ZL 202223277512.1
- 5"×3" compact size with **low profile (30.5mm)**
- 80~264Vac input with PFC, No load power consumption<0.5W
- **Global certificates in multi-fields**
(ITE 62368-1, Medical 60601-1, Household 60335-1, Industrial 61558-1/-2-16)
- **150%peak** load @ 3s
- **320W** convection, **500W** with FAN **23CFM** forced-cooled
- Suitable for **Class I** or **Class II** installations
- Over voltage category **III (OVC III)**
- **-40 ~ +80°C** wide range operation temperature
- High efficiency up to 95%
- Protections: Short circuit / Overload / Over voltage / Over temperature
- Extremely low leakage current, **2 x MOPP**, suitable for **BF** medical applications
- Operating altitude up to **5000 meters**
- Built-in 12V/0.5A for external FAN
- Built-in Remote sense
- 3 years warranty

Applications

- Industrial automation machinery/control system
- Security system
- Mechanical and electrical equipment
- Electronic instruments, equipments or apparatus
- Network equipment
- Telecom devices
- Power sourcing equipment of PoE
- Home automation
- Medical devices

GTIN CODE

MW Search: <https://www.meanwell.com/serviceGTIN.aspx>

Description

The LOP-500 is a 500W highly reliable, energy-efficient, low-profile open frame type power supply. With a high power density of 27.8W/in³ within the standard size of 5" x 3", it features a universal input voltage range of 80~264VAC, making it suitable for global applications. The series offers a comprehensive selection of standard voltages, including 12V/15V/18V/24V/27V/36V/48V/54V, and comes in a complete range of models.

The main features of the LOP-500 include: low standby power (<0.5W), high efficiency (up to 95%), capable of providing 320W under natural air cooling and 500W with an additional fan. It has a 150% @ 3 seconds overload capacity, a wide operating temperature range of -40 to +80°C, compliance with OVCIII, suitable for Class I (with FG) or Class II (without FG) systems. The product has obtained multiple safety certifications, including 62368-1/60601-1/61558-1/60335-1, and is designed to meet 2xMOPP and extremely low touch leakage current <70 μA, making it suitable for BF class medical devices. With high product safety and excellent EMC performance, it is versatile and applicable in various fields such as ITE, medical, industrial control, home automation and more. It is a cost-effective slim open frame type power supply.

Model Encoding

LOP - 500 - 12

Output voltage (12V/15V/18V/24V/27V/36V/48V/54V)
Rated wattage
Series name



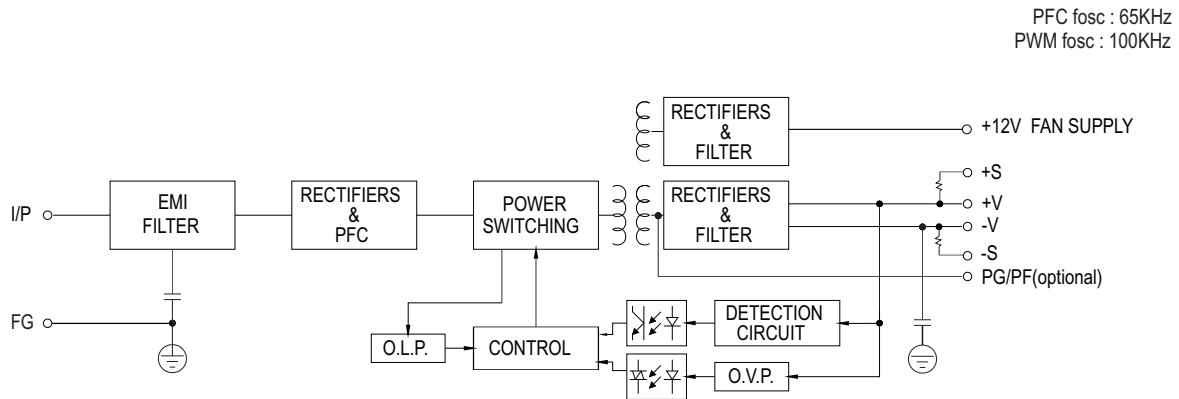
SPECIFICATION

MODEL		LOP-500-12	LOP-500-15	LOP-500-18	LOP-500-24	LOP-500-27	LOP-500-36	LOP-500-48	LOP-500-54	
OUTPUT	DC VOLTAGE		12V	15V	18V	24V	27V	36V	48V	54V
	CURRENT	Peak(3sec.)	62.5A	50A	41.7A	31.3A	27.8A	20.8A	15.6A	13.9A
		23CFM	41.6A	33.3A	27.8A	20.9A	18.5A	13.9A	10.4A	9.3A
		Convection	25A	20A	16.7A	13.4A	11.9A	8.9A	6.7A	6A
	RATED POWER	Peak(3sec.)	750W	750W	750.6W	751.2W	750.6W	748.8W	748.8W	750.6W
		23CFM	499.2W	499.5W	500.4W	501.6W	499.5W	500.4W	499.2W	502.2W
		Convection	300W	300W	300.6W	321.6W	321.3W	320.4W	321.6W	324W
	RIPPLE & NOISE (max.) Note.2		120mVp-p	150mVp-p	180mVp-p	200mVp-p	200mVp-p	250mVp-p	250mVp-p	250mVp-p
	VOLTAGE ADJ. RANGE(MAIN OUTPUT)		11.4~12.6V	14.3~15.8V	17.1~18.9V	22.8~25.2V	25.6 ~ 28.4V	34.2 ~37.8V	45.6 ~50.4V	52 ~58V
	VOLTAGE TOLERANCE Note.3		±3.0%	±3.0%	±3.0%	±2.0%	±1.0%	±1.0%	±1.0%	±1.0%
	LINE REGULATION		±0.5%	±0.5%	±0.5%	±0.5%	±0.5%	±0.5%	±0.5%	±0.5%
	LOAD REGULATION		±1.0%	±1.0%	±1.0%	±1.0%	±1.0%	±1.0%	±1.0%	±1.0%
	SETUP, RISE TIME		1000ms, 30ms/230VAC 1500ms, 30ms/115VAC at full load							
	HOLD UP TIME (Typ.)		26ms@300W load , 16ms@500W load							
INPUT	VOLTAGE RANGE Note.4		80 ~ 264VAC 113 ~ 370VDC							
	FREQUENCY RANGE		47 ~ 63Hz							
	POWER FACTOR		PF>0.95/230VAC PF>0.98/115VAC at full load							
	EFFICIENCY (Typ.)		93.5%	94.5%	94.5%	94.5%	95%	95%	95%	95%
	AC CURRENT (Typ.)		5.2A/115VAC 2.9A/230VAC							
	INRUSH CURRENT (Typ.)		COLD START 40A/115VAC 80A/230VAC							
	LEAKAGE CURRENT		Earth leakage current < 500μA(rms) @ 264VAC , touch current < 70μA(rms) @ 264VAC							
PROTECTION	OVERLOAD		105 ~ 150% rated output power, Protection type : Hiccup after 3 sec, recovers automatically after fault condition is removed							
	OVER VOLTAGE	13.2 ~ 15.6V	16.5 ~ 19.5V	19.8 ~ 23.4V	26.4 ~ 31.2V	29.7 ~ 35.1V	39.6 ~ 46.8V	52.8 ~ 62.4V	59.4 ~ 67.5V	
		Protection type : Shut down o/p voltage, re-power on to recover								
OVER TEMPERATURE		Protection type : Shut down o/p voltage, recovers automatically after temperature goes down or re-power on to recover								
FUNCTION	EXTERNAL FAN SUPPLY		12V@0.5A for driving a fan (23CFM) / 12V@0.2A for without fan ; Tolerance -15% ~+15% at main output 20% rated current							
	REMOTE SENSE		The remote sensing compensates voltage drop on the load wiring up to 0.5V							
	POWER GOOD / POWER FAIL (optional)		500ms>PG>10ms ; The TTL signal goes high with 10ms to 500ms delay after power set up ; The TTL signal goes low at least 1ms before Vo below 90% of rated value; TTL(0 ~ 1V), TTH(2 ~ 5V)							
ENVIRONMENT	WORKING TEMP.		-40 ~ +80°C (Refer to "Derating Curve")							
	WORKING HUMIDITY		20 ~ 90% RH non-condensing							
	STORAGE TEMP., HUMIDITY		-40 ~ +85°C, 10 ~ 95% RH non-condensing							
	TEMP. COEFFICIENT		±0.03%/°C (0 ~ 50°C)							
	VIBRATION		10 ~ 500Hz, 2G 10min./1cycle, 60min. each along X, Y, Z axes							

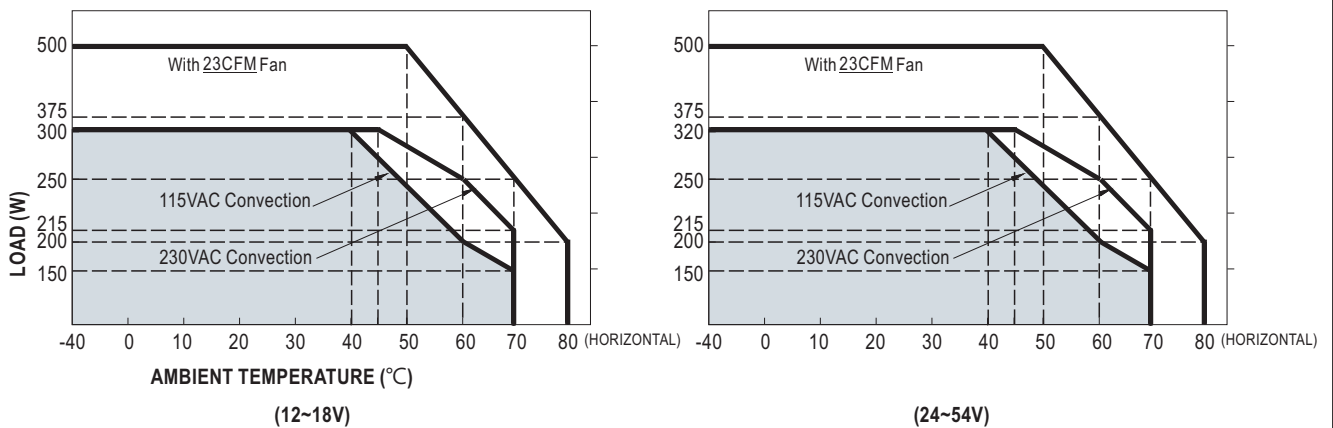


SAFETY & EMC (Note 5)	SAFETY STANDARDS	CB IEC62368-1, IEC60335-1, IEC61558-1/-2-16, IEC60601-1; TUV BS EN/EN62368-1, BS EN/EN60335-1, BS EN/EN61558-1/-2-16, BS EN/EN60601-1(3.2 Version); UL UL62368-1, ANSI / AAMI ES60601-1(3.2 Version) ; CCC GB4943.1 ; RCM AS/NZS 61558-1/-2-16; EAC TPTC 004 approved.		
	OVER VOLTAGE CATEGORY	IEC/EN 61558-1/-2-16(OVC III, altitude up to 2000M) IEC/EN/UL 62368-1 (OVC II, altitude up to 5000M) IEC/EN 60335-1 (OVC II, altitude up to 5000M) IEC/EN 60601-1 (OVC II, altitude up to 4000M)		
	PROTECTIVE EXTRA- LOW VOLTAGE	IEC/EN61558-2-16 (SELV, 12~48V) IEC/EN/UL 62368-1 (SELV / ES1, 12~48V)		
	WITHSTAND VOLTAGE	I/P-O/P:4KVAC I/P-FG:2KVAC O/P-FG:1.5KVAC		
	ISOLATION RESISTANCE	I/P-O/P, I/P-FG, O/P-FG:100M Ohms / 500VDC / 25°C/ 70% RH		
	EMC EMISSION	Parameter	Standard	Test Level / Note
		Conducted & Radiated	BS EN/EN55032(CISPR32)	Class I : Class B , Class II: Class A
			BS EN/EN55014(CISPR32)	Class I : Class B
		Harmonic Current	BS EN/EN61000-3-2	Class A
		Voltage Flicker	BS EN/EN61000-3-3	-----
	EMC IMMUNITY	BS EN/EN55035,BS EN/EN61000-6-2		
		Parameter	Standard	Test Level /Note
		ESD	BS EN/EN61000-4-2	Level 4, 15KV air ; Level 4, 8KV contact
		Radiated Susceptibility	BS EN/EN61000-4-3	Level 3, 10V/m(80MHz~2.7GHz) Table 9, 9~28V/m(385MHz~5.78GHz)
		EFT/Burest	BS EN/EN61000-4-4	Level 3, 2KV
		Surge	BS EN/EN61000-4-5	Level 4, 4KV/Line-FG ; 2KV/Line-Line
		Conducted	BS EN/EN61000-4-6	Level 3, 10V
		Magnetic Field	BS EN/EN61000-4-8	Level 4, 30A/m
		Voltage Dips and interruptions	BS EN/EN61000-4-11	>95% dip 0. 5 periods, 100% dip 1 periods, 30% dip 25 periods, >95% interruptions 250 periods
OTHERS	MTBF	1695.7K hrs min. Telcordia SR-332 (Bellcore) ; 230.7K hrs min. MIL-HDBK-217F (25°C)		
	DIMENSION	127*76.2*30.5mm (L*W*H)		
	PACKING	0.42Kg; 24pcs/12Kg/1.02CUFT		
NOTE	1. All parameters NOT specially mentioned are measured at 230VAC input, rated load and 25°C of ambient temperature. 2. Ripple & noise are measured at 20MHz of bandwidth by using a 12" twisted pair-wire terminated with a 0.1μF & 47μF parallel capacitor. 3. Tolerance : includes set up tolerance, line regulation and load regulation. 4. Derating may be needed under low input voltages. Please check the derating curve for more details. 5 The power supply is considered a component which will be installed into a final equipment. All the EMC tests are been executed by mounting the unit on a 360mm*360mm metal plate with 1mm of thickness. The final equipment must be re-confirmed that it still meets EMC directives. For guidance on how to perform these EMC tests, please refer to “EMI testing of component power supplies.” (as available on https://www.meanwell.com/Upload/PDF/EMI_statement_en.pdf) ※ Product Liability Disclaimer : For detailed information, please refer to https://www.meanwell.com/serviceDisclaimer.aspx			

Block Diagram



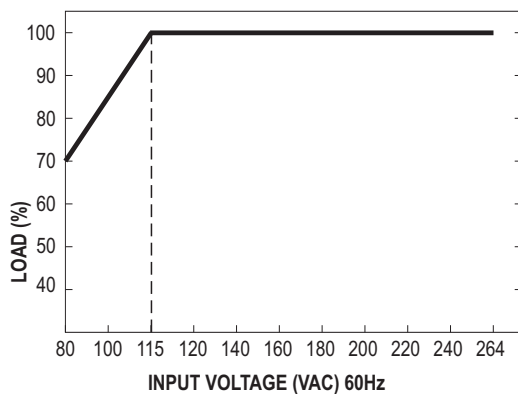
Derating Curve



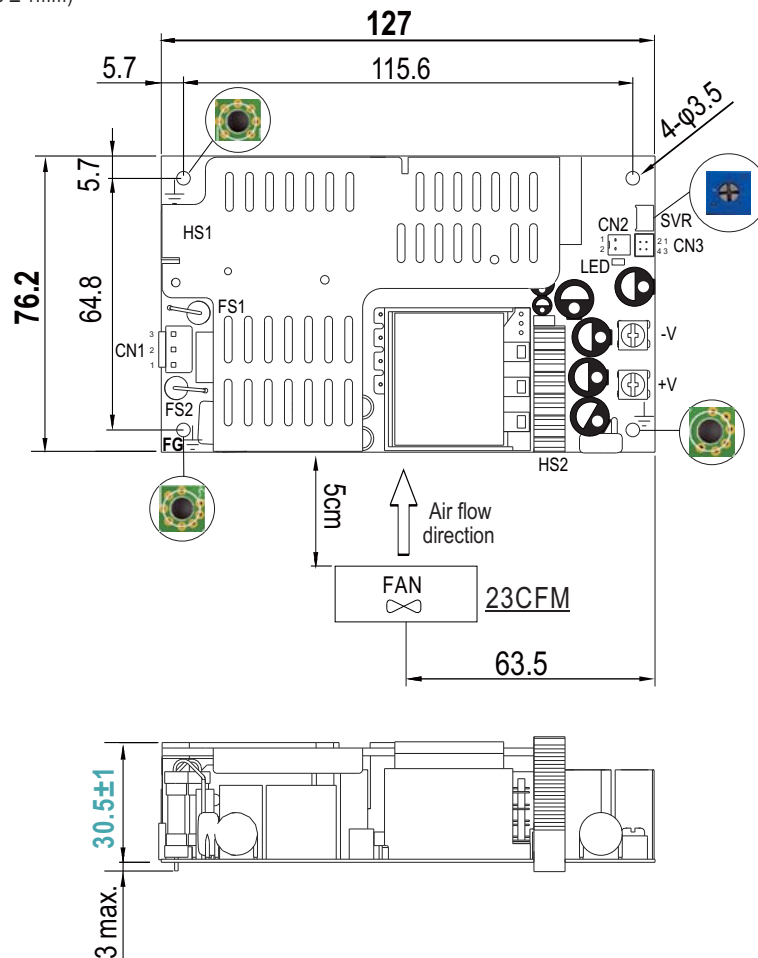
Cooling	Max. Output Power
Free air convection	300W
Force air with external Fan	500W

Cooling	Max. Output Power
Free air convection	320W
Force air with external Fan	500W

Output Derating VS Input Voltage



Mechanical Specification

(Unit: mm , tolerance ± 1 mm)


AC Input Connector (CN1) : JST B3P-VH or equivalent

Pin No.	Assignment	Mating Housing	Terminal
1	AC/L	JST VHR or equivalent	JST SVH-21T-P1.1 or equivalent
2	No Pin		
3	AC/N		

DC Output Connector

Assignment	Output Terminals
-V	M3.5 Pan HD screw in 2 positions Torque to 8 lbs-in(90cNm)max.
+V	

Note:

Class I System: Mounting holes marked with \perp have to be connected to safety earth.

Class II System: Unnecessary to connect with safety earth.

⚠ HS1,HS2 cannot be shorted

FAN Connector(CN2) : TKP 8812-2 or equivalent

Pin No.	Assignment	Mating Housing	Terminal
1	DC COM	TKP 2502 or equivalent	TKP 8811 or equivalent
2	+12Vaux		

Function Connector(CN3): TKP DH2I-2X2 or equivalent

Pin No.	Assignment	Mating Housing	Terminal
1	-R.S	TKP DH2 or equivalent	TKP or equivalent
2	+R.S		
3	DC COM		
4	PG(optional)		

Installation Manual

Please refer to : <http://www.meanwell.com/manual.html>