



Features

- Universal AC input / Full range
- Withstand 300VAC surge input for 5 second
- No load power consumption<0.3W
- Miniature size and 1U low profile
- High operating temperature up to 70°C
- Protections: Short circuit / Overload / Over voltage
- Cooling by free air convection
- Compliance to IEC/BS EN/EN 60335-1(PD3) and IEC/BS EN/EN61558-1, -2-16 for household appliances
- Operating altitude up to 5000 meters (Note.7)
- Withstand 5G vibration test
- High efficiency, long life and high reliability
- LED indicator for power on
- Over voltage category III
- 100% full load burn-in test
- 3 years warranty

Description

LRS-75 series is a 75W single-output enclosed type power supply with 30mm of low profile design. Adopting the full range 85~264VAC input, the entire series provides an output voltage line of 5V, 12V, 15V, 24V, 36V and 48V.

In addition to the high efficiency up to 91.5%, the design of metallic mesh case enhances the heat dissipation of LRS-75 that the whole series operates from -30°C through 70°C under air convection without a fan. Delivering an extremely low no load power consumption (less than 0.3W), it allows the end system to easily meet the worldwide energy requirement. LRS-75 has the complete protection functions and 5G anti-vibration capability; it is complied with the international safety regulations such as TUV BS EN/EN62368-1, BS EN/EN60335-1, BS EN/EN61558-1/-2-16, UL62368-1 and GB 4943.1. LRS-75 series serves as a high price-to-performance power supply solution for various industrial applications.

Model Encoding

LRS - 75 - 5

Output voltage
Rated wattage
Series name

Applications

- Industrial automation machinery
- Industrial control system
- Mechanical and electrical equipment
- Electronic instruments, equipments or apparatus
- Household appliances

GTIN CODE

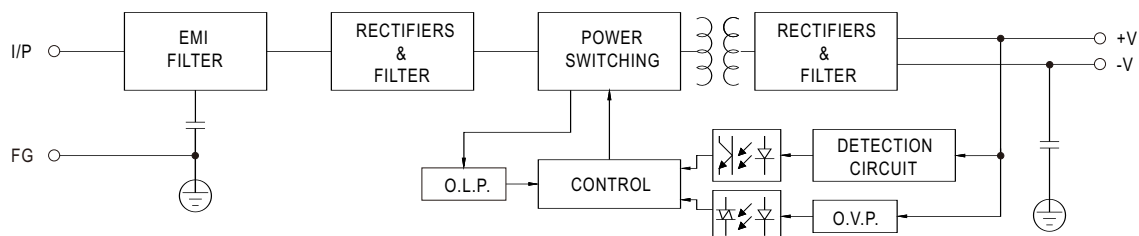
MW Search: <https://www.meanwell.com/serviceGTIN.aspx>

SPECIFICATION

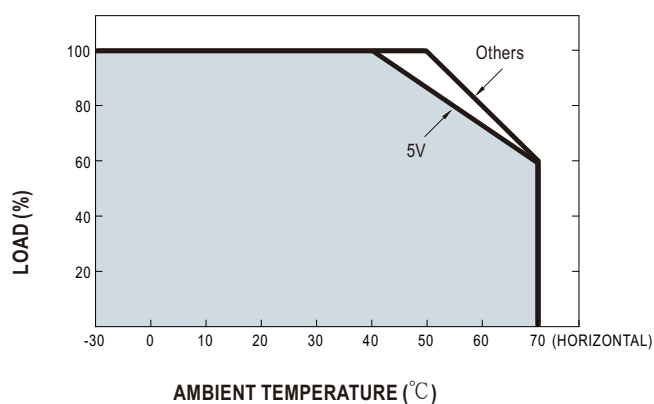
MODEL		LRS-75-5	LRS-75-12	LRS-75-15	LRS-75-24	LRS-75-36	LRS-75-48
OUTPUT	DC VOLTAGE	5V	12V	15V	24V	36V	48V
	RATED CURRENT	14A	6A	5A	3.2A	2.1A	1.6A
	CURRENT RANGE	0 ~ 14A	0 ~ 6A	0 ~ 5A	0 ~ 3.2A	0 ~ 2.1A	0 ~ 1.6A
	RATED POWER	70W	72W	75W	76.8W	75.6W	76.8W
	RIPPLE & NOISE (max.) Note.2	100mVp-p	120mVp-p	120mVp-p	150mVp-p	200mVp-p	200mVp-p
	VOLTAGE ADJ. RANGE	4.5 ~ 5.5V	10.2 ~ 13.8V	13.5 ~ 18V	21.6 ~ 28.8V	32.4 ~ 39.6V	43.2 ~ 52.8V
	VOLTAGE TOLERANCE Note.3	±2.0%	±1.0%	±1.0%	±1.0%	±1.0%	±1.0%
	LINE REGULATION Note.4	±0.5%	±0.5%	±0.5%	±0.5%	±0.5%	±0.5%
	LOAD REGULATION Note.5	±1.0%	±0.5%	±0.5%	±0.5%	±0.5%	±0.5%
	SETUP, RISE TIME	500ms, 30ms/230VAC 500ms,30ms/115VAC at full load					
	HOLD UP TIME (Typ.)	60ms/230VAC 12ms/115VAC at full load					
INPUT	VOLTAGE RANGE	85 ~ 264VAC 120 ~ 373VDC					
	FREQUENCY RANGE	47 ~ 63Hz					
	EFFICIENCY (Typ.)	86.5%	89%	89%	90%	91.5%	91.5%
	AC CURRENT (Typ.)	1.4A/115VAC 0.85A/230VAC					
	INRUSH CURRENT (Typ.)	COLD START 65A/230VAC					
	LEAKAGE CURRENT	<0.75mA / 240VAC					
PROTECTION	OVER LOAD	110 ~ 150% rated output power Protection type : Hiccup mode, recovers automatically after fault condition is removed					
	OVER VOLTAGE	5.75 ~ 6.75V	13.8 ~ 16.2V	18.75 ~ 21.75V	28.8 ~ 33.6V	41.4 ~ 48.6V	55.2 ~ 64.8V
		Protection type : Shut down o/p voltage, re-power on to recover					
ENVIRONMENT	WORKING TEMP.	-30 ~ +70℃ (Refer to "Derating Curve")					
	WORKING HUMIDITY	20 ~ 90% RH non-condensing					
	STORAGE TEMP., HUMIDITY	-40 ~ +85℃, 10 ~ 95% RH non-condensing					
	TEMP. COEFFICIENT	±0.03%/℃ (0 ~ 50℃)					
	VIBRATION	10 ~ 500Hz, 5G 10min./1cycle, 60min. each along X, Y, Z axes					
	OVER VOLTAGE CATEGORY	III; Compliance to BS EN/EN61558, BS EN/EN50178,BS EN/EN60664-1, BS EN/EN62477-1; altitude up to 2000 meters					
SAFETY & EMC (Note 8)	SAFETY STANDARDS	UL62368-1, TUV BS EN/EN62368-1, BS EN/EN60335-1, BS EN/EN61558-1/-2-16,GB 4943.1, BSMI CNS15598-1, EAC TP TC 004,AS/NZS 62368.1(by CB),KC62368-1, BIS IS13252(Part1): 2010/IEC 60950-1: 2005(NOTE 9) approved					
	WITHSTAND VOLTAGE	I/P-O/P:4KVAC I/P-FG:2KVAC O/P-FG:1.25KVAC					
	ISOLATION RESISTANCE	I/P-O/P, I/P-FG, O/P-FG:100M Ohms/500VDC / 25℃/ 70% RH					
	EMC EMISSION	Compliance to BS EN/EN55032 (CISPR32) Class B, BS EN/EN55014, BS EN/EN61000-3-2,-3, GB17625.1,GB/T 9254.1, BSMI CNS15936, EAC TP TC 020,KC KSC 9832, KSC 9835					
	EMC IMMUNITY	Compliance to BS EN/EN61000-4-2,3,4,5,6,8,11, BS EN/EN61000-6-2 (BS EN/EN50082-2), BS EN/EN55035, heavy industry level,EAC TP TC 020,KC KSC 9832, KSC 9835					
OTHERS	MTBF	3334.3K hrs min. Telcordia SR-332 (Bellcore) ; 667.2Khrs min. MIL-HDBK-217F (25℃)					
	DIMENSION	99*97*30mm (L*W*H)					
	PACKING	0.23Kg ; 45pcs/ 11.5Kg/ 0.77CUFT					
NOTE	1. All parameters NOT specially mentioned are measured at 230VAC input, rated load and 25℃ of ambient temperature. 2. Ripple & noise are measured at 20MHz of bandwidth by using a 12" twisted pair-wire terminated with a 0.1uf & 47uf parallel capacitor. 3. Tolerance : includes set up tolerance, line regulation and load regulation. 4. Line regulation is measured from low line to high line at rated load. 5. Load regulation is measured from 0% to 100% rated load. 6. Length of set up time is measured at cold first start. Turning ON/OFF the power supply very quickly may lead to increase of the set up time. 7. The ambient temperature derating of 5℃/1000m is needed for operating altitude greater than 2000m(6500ft). 8. The power supply is considered a component which will be installed into a final equipment. All the EMC tests are been executed by mounting the unit on a 360mm*360mm metal plate with 1mm of thickness. The final equipment must be re-confirmed that it still meets EMC directives. For guidance on how to perform these EMC tests, please refer to "EMI testing of component power supplies." (as available on https://www.meanwell.com/Upload/PDF/EMI_statement_en.pdf) 9. Some model may not have the BIS logo, please contact your MEAN WELL sales for more information. ※ Product Liability Disclaimer : For detailed information, please refer to https://www.meanwell.com/serviceDisclaimer.aspx						

■ Block Diagram

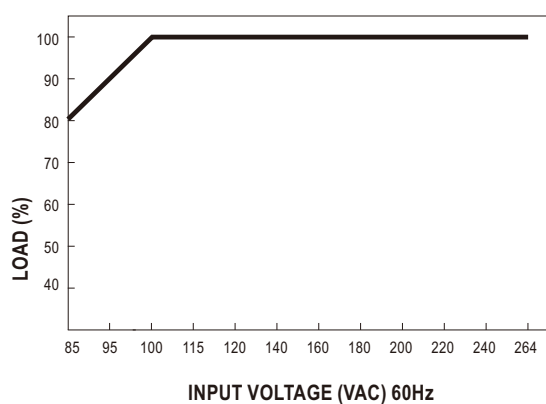
fosc : 65KHz



■ Derating Curve



■ Static Characteristics

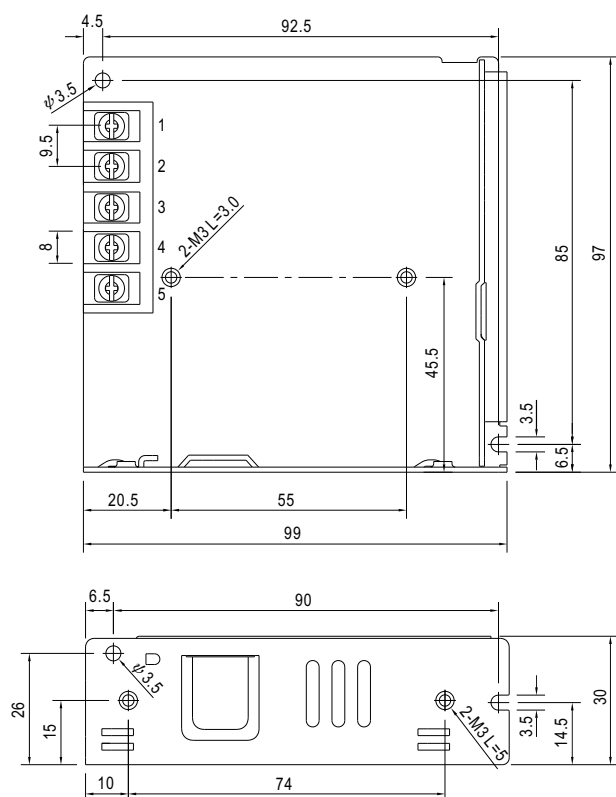


■ Mechanical Specification

Case No.240A

Unit:mm

Tolerance: ± 1



Terminal Pin No. Assignment

Pin No.	Assignment	Pin No.	Assignment
1	AC/L	4	DC OUTPUT -V
2	AC/N	5	DC OUTPUT +V
3	FG \perp		

■ Installation Manual

Please refer to : <http://www.meanwell.com/manual.html>