60W AC-DC Reliable Green Industrial Adaptor

GST60A series

User's Manual Click Me

Video Click Me

UL62368-1 BS EN/EN62368-1 CNS15598-1 J62368-1 K60950-1 AS/NZS62368.1 GB4943.1 IS13252

IEC62368-1 TPTC004

Energy Verified
Rendement
Énergétique Vérifié

ECO Household Automate Industrial Security Network Telecom

Features

- **Global certificates**
- Universal AC input / Full range
- 3 pole AC inlet IEC320-C14,Class I power unit
- No load power consumption< 0.075W
- **Energy efficiency Level VI**
- Comply with EISA 2007/DoE,NRCan,Korea K-MEPS, AU/NZ MEPS,EU ErP and CoC Version 5
- Protections: Short circuit / Overload / Over voltage / Over temperature
- Fully enclosed plastic case
- Pass LPS
- -30~+70℃ wide range working temperature
- LED indicator for power on
- Various DC plug quick adapter accessory available (Plug kit sold sperately, please refer to : https://www.meanwell.com/upload/pdf/DC_plug.pdf)
- 3 years warranty

Applications

- Consumer electronic devices
- Telecommunication devices
- Office facilities
- Industrial equipments

GTIN CODE

MW Search: https://www.meanwell.com/serviceGTIN.aspx

Description

GST60A is a highly reliable, 60W desktop style single-output green adaptor series. This product is a class I power unit (with FG), equipped with a standard IEC320-C14 AC inlet and adopting the input range from 90VAC to 264VAC. The entire series supplies different models with output voltages ranging between 5VDC and 48VDC that can satisfy the demands for various types of consumer electronic devices.

With the efficiency up to 92% and the extremely low no-load power consumption below 0.075W, GST60A is compliant with USA EISA 2007/DoE, Canada NRCan, Australia and New Zealand MEPS,Korea K-MEPS,EU ErP and Code of Conduct (CoC) Version 5. The supreme feature allows the adaptor to save the energy when it is either under the operating mode or the standby mode. The entire series utilizes the 94V-0 flame retardant plastic case.GST60A is certified for the international safety regulations.

Model Encoding

GST 60 A 05 - P1J

- DC plug type: P1J: Standard model,2.1 ϕx5.5 ϕx11mm,C+,tuning fork type; Other options available by customer requested (see Page 4~5)
- Output voltage
- IEC320-C14 AC inlet
- Rated wattage
- Series name

SPECIFICATION

ORDER NO.		GST60A05-P1J	GST60A07-P1J	GST60A09-P1J	GST60A12-P1J	GST60A15-P1J	GST60A18-P1J	GST60A24-P1J	GST60A48-P1J
OUTPUT	SAFETY MODEL NO.	GST60A05	GST60A07	GST60A09	GST60A12	GST60A15	GST60A18	GST60A24	GST60A48
	DC VOLTAGE Note.2	5V	7.5V	9V	12V	15V	18V	24V	48V
	RATED CURRENT	6A	6A	6A	5A	4A	3.33A	2.5A	1.25A
	CURRENT RANGE	0 ~ 6A	0 ~ 6A	0 ~ 6A	0 ~ 5A	0 ~ 4A	0 ~ 3.33A	0 ~ 2.5A	0 ~ 1.25A
	RATED POWER (max.)	30W	45W	54W	60W	60W	60W	60W	60W
	RIPPLE & NOISE (max.) Note.3	120mVp-p	120mVp-p	120mVp-p	120mVp-p	120mVp-p	150mVp-p	150mVp-p	200mVp-p
	VOLTAGE TOLERANCE Note.4	±5.0%	±5.0%	±5.0%	±3.0%	±3.0%	±3.0%	±3.0%	±2.5%
	LINE REGULATION Note.5	±1.0%	±1.0%	±1.0%	±1.0%	±1.0%	±1.0%	±1.0%	±1.0%
	LOAD REGULATION	±5.0%	±5.0%	±5.0%	±3.0%	±3.0%	±3.0%	±3.0%	±2.5%
	SETUP, RISE TIME Note.6	1000ms, 50ms / 230VAC 1000ms, 50ms / 115VAC at full load							
	HOLD UP TIME (Typ.)	50ms / 230VAC 15ms / 115VAC at full load							
INPUT	VOLTAGE RANGE Note.7	90 ~ 264VAC							
	FREQUENCY RANGE	47 ~ 63Hz							
	EFFICIENCY (Typ.)	85.5%	88.5%	89%	89.5%	89.5%	89.5%	90.5%	91%
	AC CURRENT (Typ.)	1.4A / 115VAC 1A / 230VAC							
	INRUSH CURRENT (max.)	Cold start 35A / 115AC 65A / 230VAC							
	LEAKAGE CURRENT(max.)	0.75mA / 240VAC							
PROTECTION	OVERLOAD	105 ~ 150% rated output power							
		Protection type : Hiccup mode, recovers automatically after fault condition is removed							
	OVER VOLTAGE	5.2 ~ 6.8V	7.8 ~ 10.2V	9.4 ~ 12.2V	12.6 ~ 16.2V	15.7 ~ 20.3V	18.9 ~ 24.3V	25.2 ~ 32.4V	50.4 ~ 64.8V
		Protection type : Shut down o/p voltage, re-power on to recover							
	OVER TEMPERATURE	Shut down o/p voltage, re-power on to recover							
ENVIRONMENT	WORKING TEMP.	-30 ~ +70℃ (Refer to "Derating Curve")							
	WORKING HUMIDITY	20% ~ 90% RH non-condensing							
	STORAGE TEMP., HUMIDITY	-40 ~ +85℃, 10 ~ 95% RH non-condensing							
	TEMP. COEFFICIENT	±0.03% / ℃ (0 ~ 50℃)							
	VIBRATION	10 ~ 500Hz, 2G 10min./1cycle, period for 60min. each along X, Y, Z axes							
SAFETY & EMC (Note. 10)	SAFETY STANDARDS Note. 8	UL62368-1, CSA C22.2 No.62368-1, TUV BS EN/EN62368-1, BSMI CNS 15598-1 , CCC GB4943.1, PSE J62368-1, AS/NZS 62368.1，BIS IS13252, KC K60950-1, EAC TP TC 004 approved							
	WITHSTAND VOLTAGE	I/P-O/P:3KVAC I/P-FG:2KVAC O/P-FG:0.5KVAC							
	ISOLATION RESISTANCE	I/P-O/P, I/P-FG, O/P-FG:100M Ohms / 500VDC / 25℃/ 70% RH							

	Parameter	Standard	Test Level / Note
EMC EMISSION	Conducted emission	BS EN/EN55032(CISPR32),FCC PART 15 / CISPR22 CAN ICES-3(B)/NMB-3(B),CNS15936,GB17625.1 EAC TP TC 020,MSIP KN32	Class B
	Radiated emission	BS EN/EN55032(CISPR32),FCC PART 15 / CISPR22 CAN ICES-3(B)/NMB-3(B),CNS15936,GB17625.1 EAC TP TC 020,MSIP KN32	Class B
	Harmonic current	BS EN/EN61000-3-2,GB9254	Class A
	Voltage flicker	BS EN/EN61000-3-3	-------
EMC IMMUNITY	BS EN/EN55035		
	Parameter	Standard	Test Level /Note
	ESD	BS EN/EN61000-4-2	Level 4, 15KV air; Level 4, 8KV contact
	RF field susceptibility	BS EN/EN61000-4-3	Level 2, 3V/m
	EFT bursts	BS EN/EN61000-4-4	Level 2, 1KV
	Surge susceptibility	BS EN/EN61000-4-5	Level 3, 1KV/Line-Line , 2KV/Line-FG
	Conducted susceptibility	BS EN/EN61000-4-6	Level 2, 3V
	Magnetic field immunity	BS EN/EN61000-4-8	Level 2, 3A/m
	Voltage dips , interruption	BS EN/EN61000-4-11	>95% dip 0. 5 periods, 30% dip 25 periods, >95% interruptions 250 periods

OTHERS	MTBF	3620.0K hrs min. Telcordia SR-332 (Bellcore) ; 709.7K hrs min. MIL-HDBK-217F (25℃)
	DIMENSION	125*50*31.5mm (L*W*H)
	PACKING	0.305Kg; 40pcs/13.02Kg/1.04CUFT
CONNECTOR	PLUG	See page 4~5 ; Other type available by customer requested
	CABLE	See page 4~5 ; Other type available by customer requested

NOTE

1. All parameters are specified at 230VAC input, rated load, 25℃ 70% RH ambient.
2. DC voltage: The output voltage set at point measure by plug terminal & 50% load.
3. Ripple & noise are measured at 20MHz by using a 12" twisted pair terminated with a 0.1 μF & 47 μF capacitor.
4. Tolerance: includes set up tolerance, line regulation, load regulation.
5. Line regulation is measured from low line to high line at rated load.
6. Length of set up time is measured at first cold start. Turning ON/OFF the power supply may lead to increase of the set up time.
7. Derating may be needed under low input voltages. Pleas check the derating curve for more details.
8. The ambient temperature derating of 3.5℃/1000m with fanless models and of 5℃/1000m with fan models for operating altitude higher than 2000m(6500ft).
9. The power supply is considered as an independent unit, but the final equipment still need to re-confirm that the whole system complies with the EMC directives. For guidance on how to perform these EMC tests, please refer to "EMI testing of component power supplies." (as available on https://www.meanwell.com//Upload/PDF/EMI_statement_en.pdf)

※ Product Liability Disclaimer : For detailed information, please refer to https://www.meanwell.com/serviceDisclaimer.aspx

■ Derating Curve

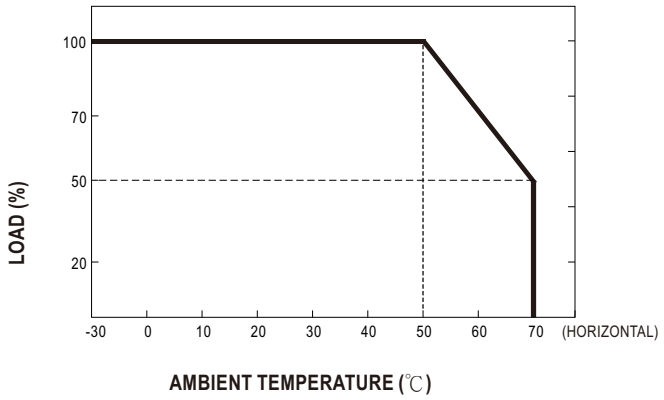

■ Static Characteristics

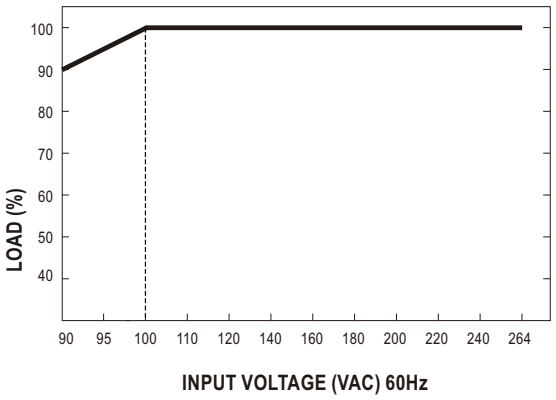

■ Mechanical Specification

(Unit: mm , tolerance ± 1mm)

Case No. GS60A

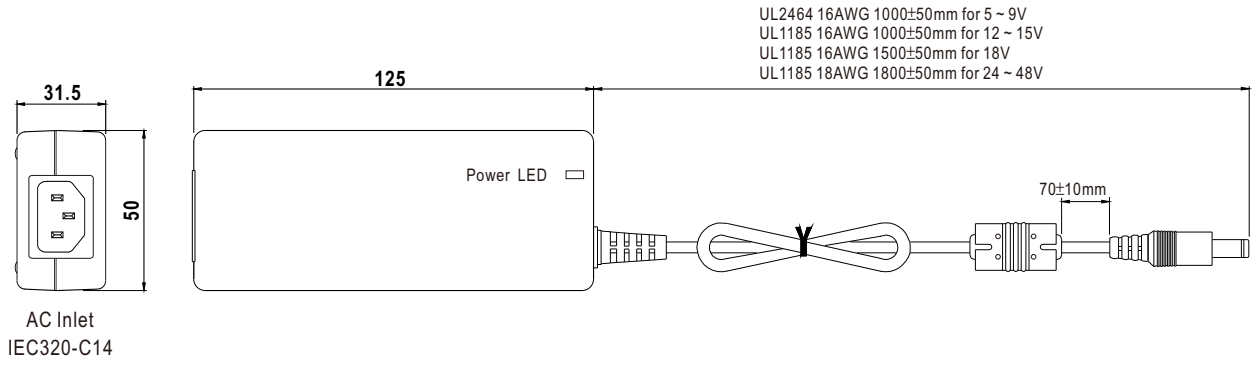

■ DC output plug

◎ Standard plug: P1J

P1J	Pin Assignment
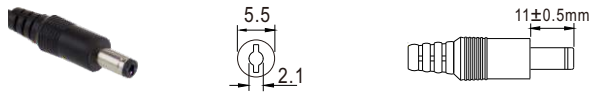	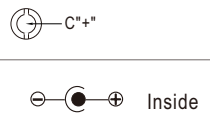 -V not connected to AC FG

◎ DC plug changeable through:

(1) Customization of the standard part with an optional DC plug according to the table (MOQ applicable)

(2) Quick adapter accessory (sold separately without MOQ)

Please refer to below table and online selection guide : https://www.meanwell.com/upload/pdf/DC_plug.pdf

Example quick adapter accessory:

◎ Optional DC plug: (Available in customized cable or quick adapter)

Tuning Fork Style	Type No.	A	B	C	Quick Adapter Accessory
		OD	ID	L	
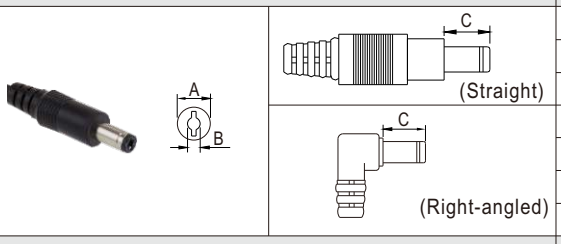	P1I	5.5	2.1	9.5	Available (Current rating: 7.5A max.)
	P1L	5.5	2.5	9.5	
	P1M	5.5	2.5	11.0	
	P1IR	5.5	2.1	9.5	
	P1JR	5.5	2.1	11.0	
	P1LR	5.5	2.5	9.5	
	P1MR	5.5	2.5	11.0	

Barrel Style	Type No.	A	B	C	
		OD	ID	L	
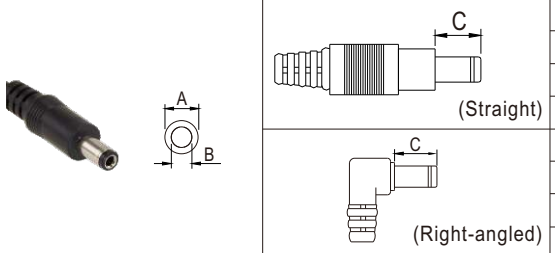	P2I	5.5	2.1	9.5	None
	P2J	5.5	2.1	11.0	
	P2L	5.5	2.5	9.5	
	P2M	5.5	2.5	11.0	
	P2IR	5.5	2.1	9.5	
	P2JR	5.5	2.1	11.0	
	P2LR	5.5	2.5	9.5	
	P2MR	5.5	2.5	11.0	

Lock Style	Type No.	A	B	C	
		OD	ID	L	
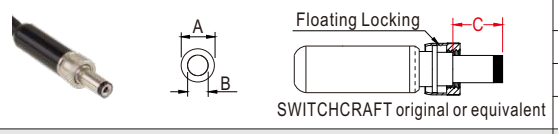	P2S(S761K)	5.53	2.03	12.06	None
	P2K(761K)	5.53	2.54	12.06	
	P2C(S760K)	5.53	2.03	9.52	
	P2D(760K)	5.53	2.54	9.52	

Min. Pin Style	Type No.	A	B	C	
		OD	ID	L	
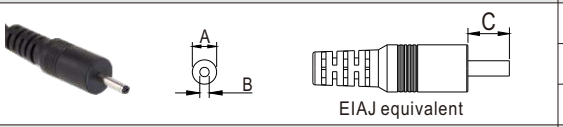	P3A	2.35	0.7	11.0	Available (Current rating: 5A max.)
	P3B	4.0	1.7	11.0	
	P3C	4.75	1.7	11.0	

Center Pin Style	Type No.	A	B	C	D	
		OD	ID	L	Center Pin	
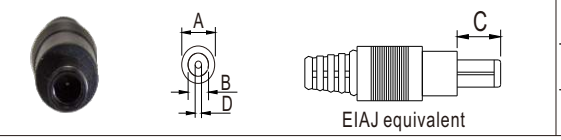	P4A	5.5	3.4	11.0	1.0	Available (Current rating: 7.5A max.)
	P4B	6.5	4.4	11.0	1.4	
	P4C	7.4	5.1	11.0	0.6	

Min. DIN 3 Pin with Lock (male)	Type No.	Pin Assignment		Quick Adapter Accessory
		PIN No.	Output	
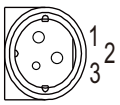 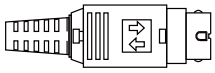 KYCON KPPX-3P equivalent	R6B	1	+Vo	Available (Current rating: 7.5A max.)
		2	-Vo	
		3	+Vo	

Min. DIN 4 Pin with Lock (male)	Type No.	Pin Assignment		
		PIN No.	Output	
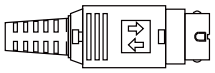 KYCON KPPX-4P equivalent	R7B	1	+Vo	Available (Current rating: 7.5A max.)
		2	-Vo	
		3	-Vo	
		4	+Vo	

Min. DIN 4 Pin with Lock (female)	Type No.	Pin Assignment		
		PIN No.	Output	
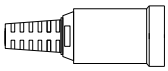 KYCON KPJX-CM-4S equivalent	R7BF	1	+Vo	None
		2	-Vo	
		3	-Vo	
		4	+Vo	

DIN 5 Pin (male)	Type No.	Pin Assignment		
		PIN No.	Output	
	R1B	1	-Vo	Available (Current rating: 7.5A max.)
		2	-Vo	
		3	+Vo	
		4	-Vo	
		5	+Vo	

Stripped and tinned leads	Type No.	Pin Assignment		
		PIN No.	Output	
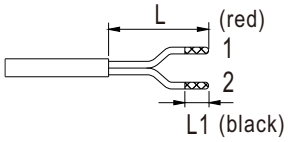 Length of Land L1 by request (MW's standard length, L: 25 mm, L1: 5 mm) (NOTE: The wire color is for reference only, please refer to the actual product)	by customer	1	+Vo	None
		2	-Vo	

■ Installation Manual

Please refer to : http://www.meanwell.com/manual.html