HDS2400

DALI-2 Relay Switch | On/Off Control | Wall Junction Box



Benefits

Flexible: Supports in-box or external installation for different needs

Autonomous: On/off occupancy control for up to 400W

Standardized: DALI-2 certified for reliable interoperability

Applications

Retrofit for non-dimmable LED drivers, transformer or uorescent ballasts

Built-in box / Stand alone installation

Offices, Classrooms, Industry and Healthcare Spaces

Check Out the Complete System Solution on the Website:
https://www.hytronik.com/product/HDS2400

Product Description

HDS2400 is a DALI-controlled relay switch designed to convert DALI commands into reliable on/off control for connected loads. It is ideally suited for retrofit applications where non-dimmable LED drivers, transformers, or fluorescent ballasts are used, enabling integration into DALI lighting control systems without replacing existing equipment. By eliminating the need for additional components and complex rewiring, it helps reduce installation costs and simplifies system upgrades, providing a cost-effective and efficient solution for lighting control retrofits.

Functions and Features

See additional details at the end of datasheet

DALI-2 Certified

ON/OFF Control

Specifications

Main Capabilities	
Dimming (Output) Interface	Relay On/Off

Electrical Data	
Operating voltage range	220-240 VAC 50/60 Hz
Stand-by power (Psb)	<0.5W
Required DALI Current	2.0 mA

Specifications

Technical	
Product weight	42.0 g
Product height	23.0 mm
Product length	51.0 mm
Product width	48.5 mm
Ambient temperature	-20 ~ +50 °C
Storage temperature	-40 ~ +70 °C
Humidity max	10 ~ 90%
IP Rate	IP20

Standard	
EMC	EN 55015, EN61000-3-2/-3-3, EN 61547
LVD	EN 60669-1, EN 60669-2-1

Technical Drawing

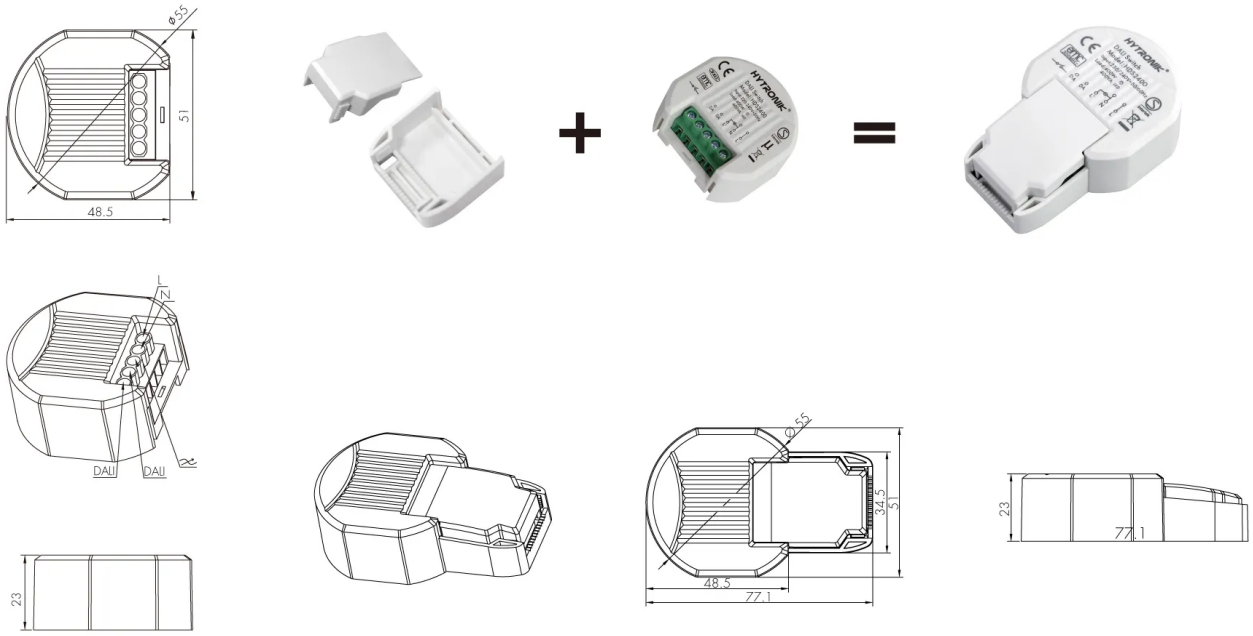

Wire Preparation



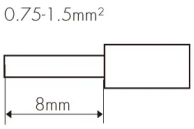

Solid or Stranded wire type 0.75 - 1.5mm². To make or release the wire from the terminal, use a screwdriver to push down the button. 1. 200 metres (total) max. for 1mm² CSA (Ta = 50°C) 2. 300 metres (total) max. for 1.5mm² CSA (Ta = 50°C)

Wiring Diagram

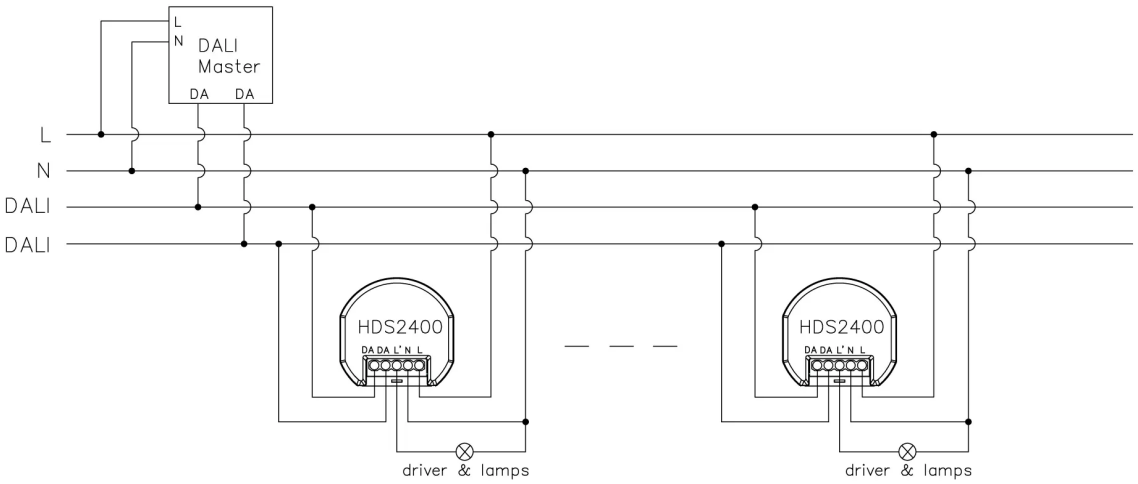

Commissioning Instructions and Precautions

A. Installation Notes

1. This product should be installed by a qualifed electrician.

B. DALI-2 Compliance

1. This product has been tested in accordance with IEC 62386 and complies with the relevant DALI-2 application parts. DALI-2 testing was performed using the official DALI test sequence software (version 2.4.0.0), covering the applicable IEC 62386 parts (e.g. Part 101, Part 102, Part 208). DALI-2 certification verifies compliance within the defined test scope.

However, certification does not eliminate the possibility of system-level compatibility issues arising from differences in device implementation or system design among manufacturers. Therefore, functional verification and on-site testing are required as part of the final system commissioning to ensure proper operation and compliance with project requirements.

C. Compatibility

1. The current version product might have a potential risk of compatibility issue with 3rd party DALI gateways or DALI masters, Hytronik cannot guarantee it will be fully compatible with all the 3rd party DALI gateways or DALI masters. Therefore, before a mass quantity orders has been placed, customers need to make a full compatibility test between these products and their own 3rd party DALI gateways or DALI masters to make sure the product is working properly and no such compatibility issue. Otherwise, the potential compatibility risk and responsibility shall be taken by the customers themselves. Hytronik's Guarantee policy will not be applied to this.

Warning: For additional important documents, including installation precautions, product guidelines, and guarantee conditions, please refer to the official downloads.

https://hytronik.com/service/downloads

Functions and Features

DALI-2 Certified

The product is DALI-2 certified, ensuring compatibility with DALI-2 control devices and compliance with relevant international lighting control standards. Certified product details can be verified via the DALI Alliance product database.

ON/OFF Control

The product supports basic ON/OFF control of the connected luminaire, allowing the light to be switched fully on or off through the sensor's detection logic or an external control input. This provides straightforward lighting control for applications that do not require dimming functionality.

Check out for further explanation of features

https://hytronik.com/solutions/lighting-control-features